



Functional Assessment Questionnaire Guide

What is F.A.Q. and Why Do I Have to Fill it Out?

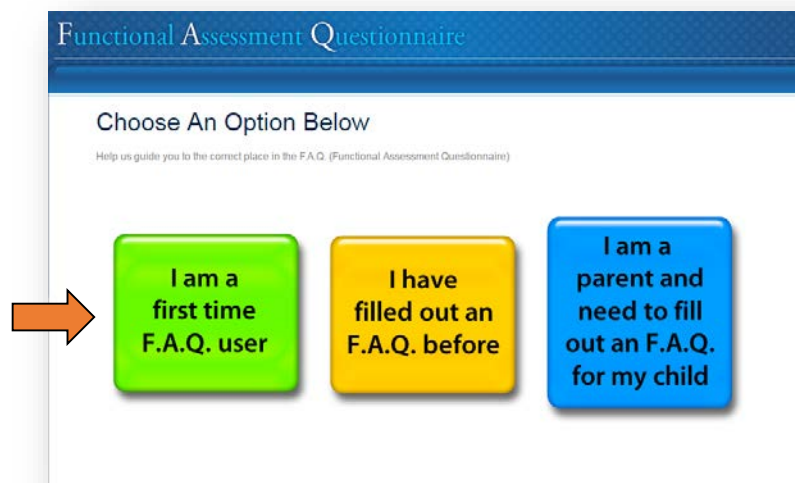
Functional Assessment Questionnaire is an online questionnaire software that allows our Wellness Way doctors to get a detailed understanding of the patient before he/she arrives for their first appointment based on the answers provided in the questionnaire. The F.A.Q. software is a crucial starting point in establishing a patient/doctor relationship.

1) Creating Your Account

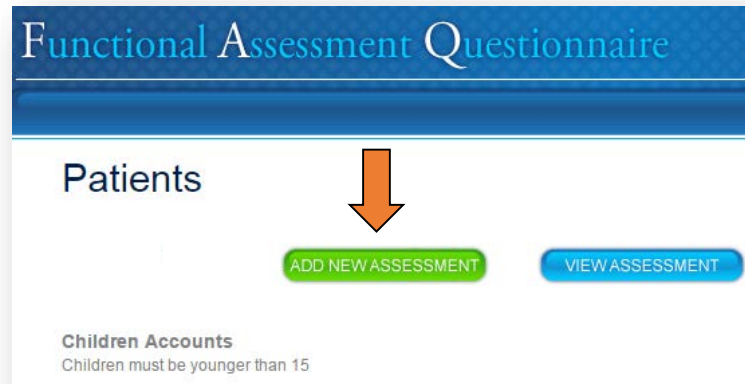
- Go to www.twwclinics.com and find the “New Patients” tab.
- Select the clinic you will be going to for care.
- Find Step 3 and click the green highlighted “Functional Assessment Questionnaire”.
- You will be taken to the F.A.Q. website with the clinic’s information already entered. Click “YES” to proceed. (See image)



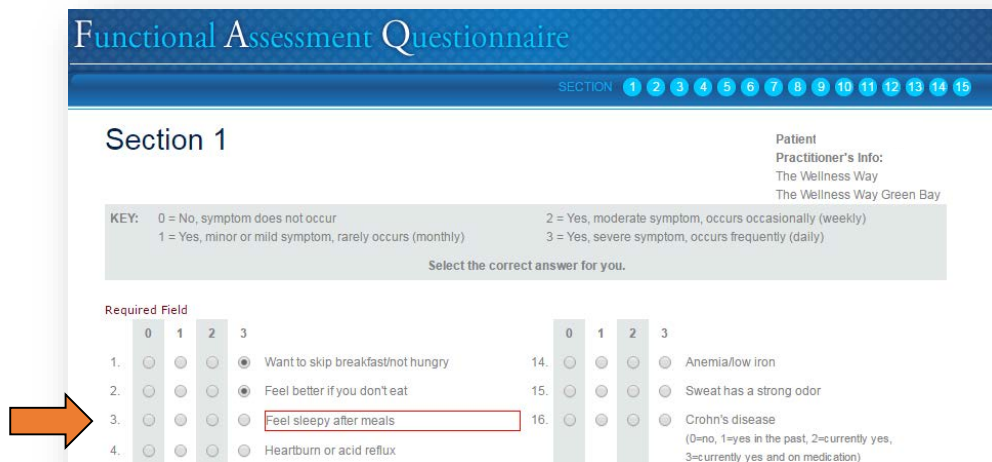
- Click the “I am a first time F.A.Q. user” green button. (See image)



- Enter in your personal information and click next. (All fields must be filled out.)
- Click on the “ADD NEW ASSESSMENT” green button to begin you questionnaire. (See image)



- Complete and answer each question throughout the assessment. Not answering a question will prevent you from continuing to the next page. (See image) When finished, click “SUBMIT ASSESSMENT”.



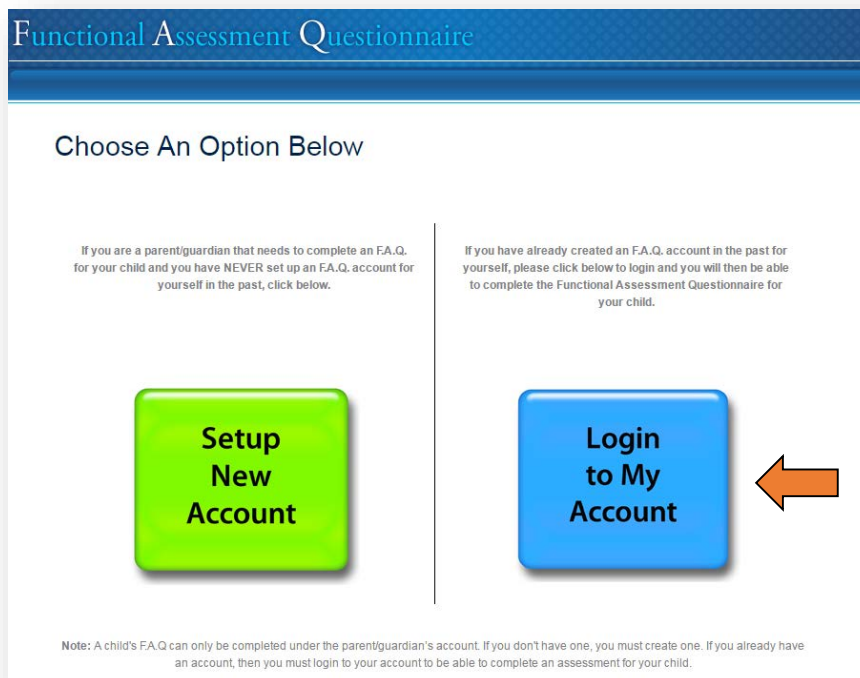
2) Creating An Account For Your Child (Must be younger than 15)

- Follow the same steps on the first page to get to the FAQ page.

- This time choose the “I am a parent and need to fill out an F.A.Q. for my child” blue button. (See image)



- Click on the “Login to My Account” blue button.



- Complete questionnaire for your child and click “SUBMIT ASSESSMENT” when finished.

Thank you for choosing The Wellness Way!